




*SERVING THE WESTERN  
FOOD INDUSTRY SINCE 1983*



## **Instructions for Clients using Alpine Carriers Customer Access Portal to view inventory levels and transactions.**

<http://Web.alpinefoods.com:8188/CA/m4nscreens/Login.aspx>

### **Set-Up Requirements**

- Use Google Chrome as the recommended browser
- User Name (Provided by Client)
- Password (Provided by Client)
- Company (Provided by Alpine)
- All information logged is case sensitive

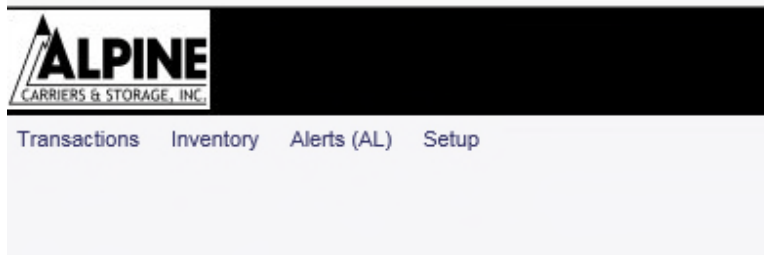
A screenshot of a web browser's login form. The form has a light blue header bar with three small circles on the left. Below the header bar, there are three input fields: "Username", "Password", and "Company". Each field has a small arrow pointing to the right. To the right of the "Company" field is a "Go" button. The form is set against a light blue background.



SERVING THE WESTERN  
FOOD INDUSTRY SINCE 1983



- From the following screen select on the view options
  - Transactions
  - Inventory

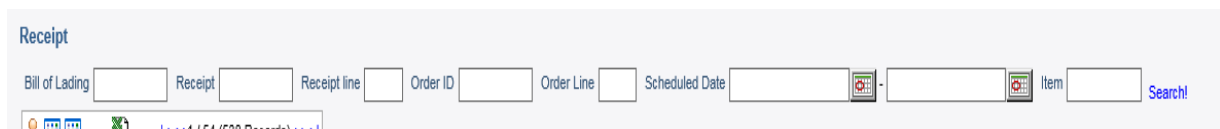


### Transactions

- Receipts (inbound orders processed)

Search your internal order ID or Ours to filter your received inbound orders

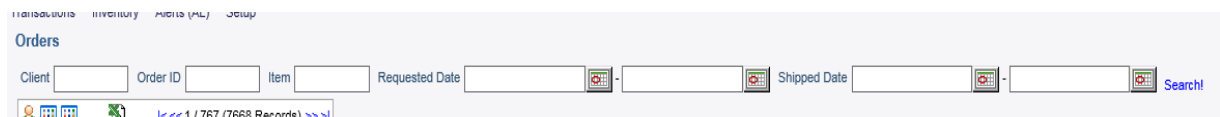
Filter by date range and specific items.



- Orders (Outbound orders processed)


Search by Order ID or your item number

Filter by requested arrival dates and physical ship dates





SERVING THE WESTERN  
FOOD INDUSTRY SINCE 1983



## Inventory

- Daily Inventory Transactions

Search by your item and transaction date to view volume of product movement.

**Daily inventory transactions**

Client  Item  EFFECTIVEDATE  -

- Inventory Levels

Search by item to inventory levels by status

**Inventory Levels**

Client  Item

- Inventory Holds
- Search and view inventory with hold status

**Inventory Holds**

Client  Item

- Inventory Summary

Search by item or transaction date to view directional movement with beginning and ending balance.

**Inventory Summary**

Transaction Date  -  Client  Item

- Inventory Attributes

Search by item for detail of all lot and dates by item.

**Inventory Attributes**

Client  Item